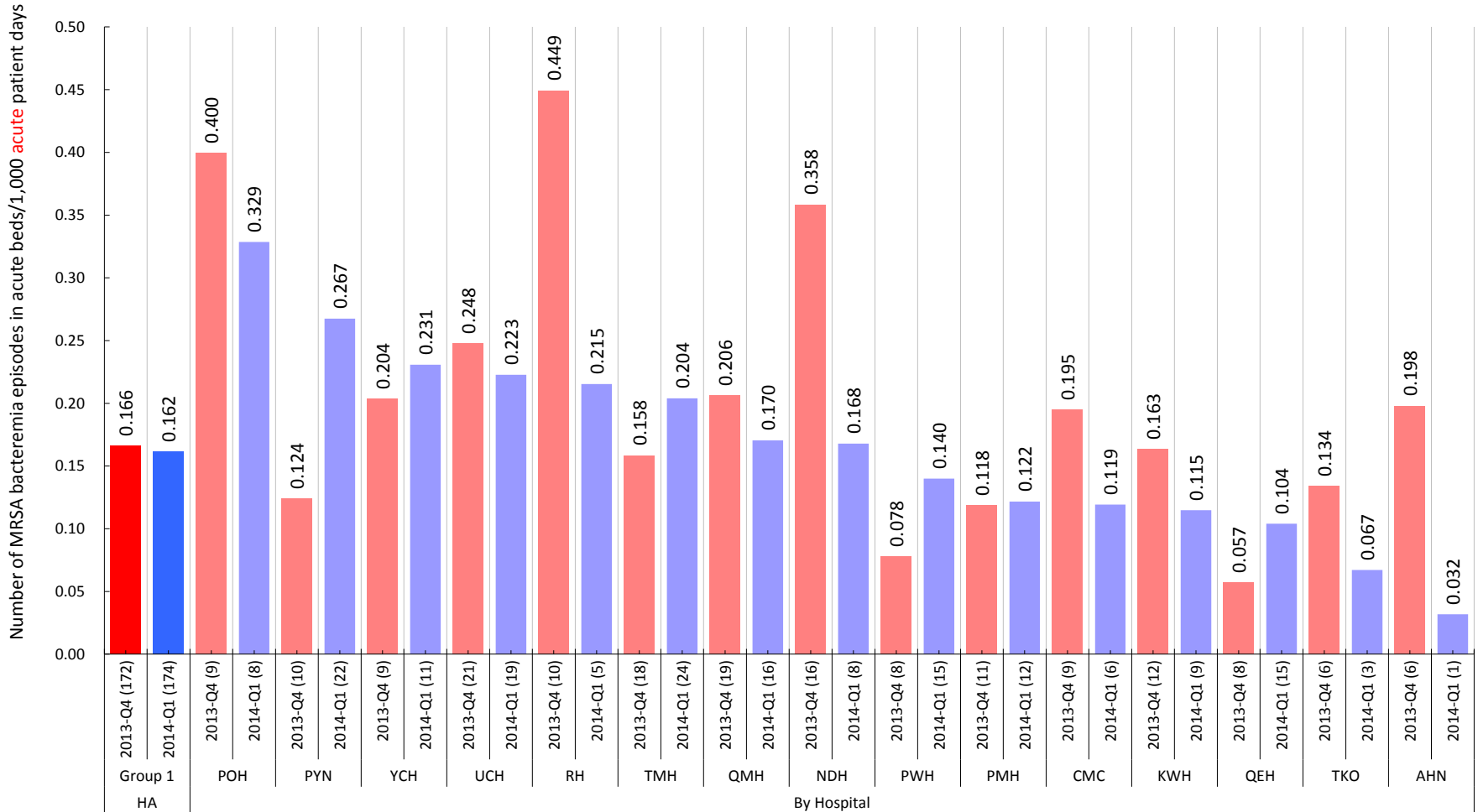


# **MRSA Bacteremia in HA Hospitals – 2013-Q4 & 2014-Q1**

**Hospital Authority, HKSAR**

**Data source: CDARS - MRSA statistics from MRSA Surveillance System**

## MRSA bacteremia in acute beds in HA group 1 hospitals - 2013-Q4 & 2014-Q1

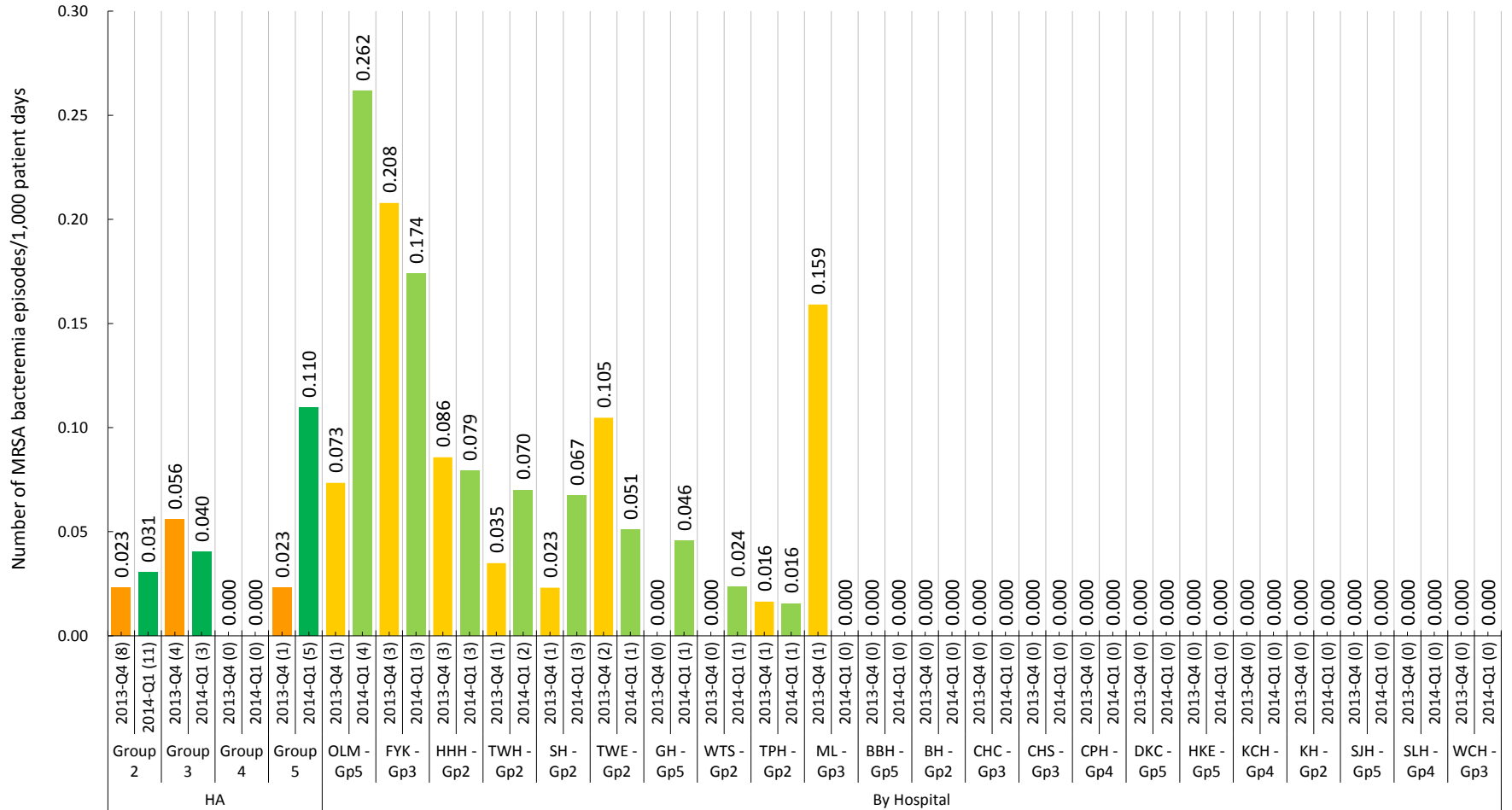


Hospitals - Quarter (Number of MRSA bacteremia episodes in acute beds)

Data source: MRSA Surveillance System (CDARS)

Remark: Hospitals ordered by rate in 2014-Q1 (descending), then by rate in 2013-Q4 (descending)

## MRSA bacteremia in HA non-group 1 hospitals - 2013-Q4 & 2014-Q1

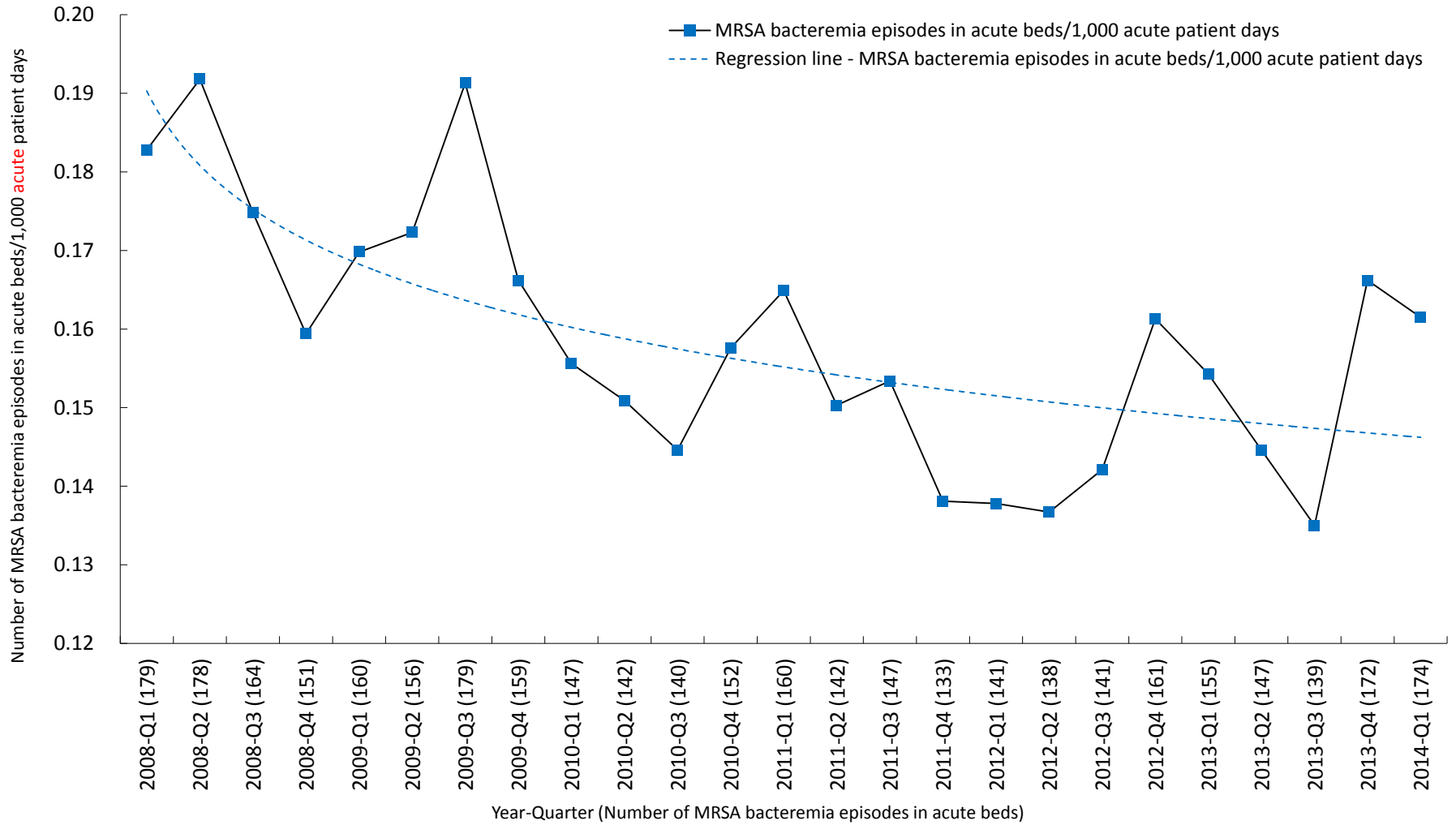


Hospitals - Quarter (Number of MRSA bacteremia episodes)

Data source: MRSA Surveillance System (CDARS)

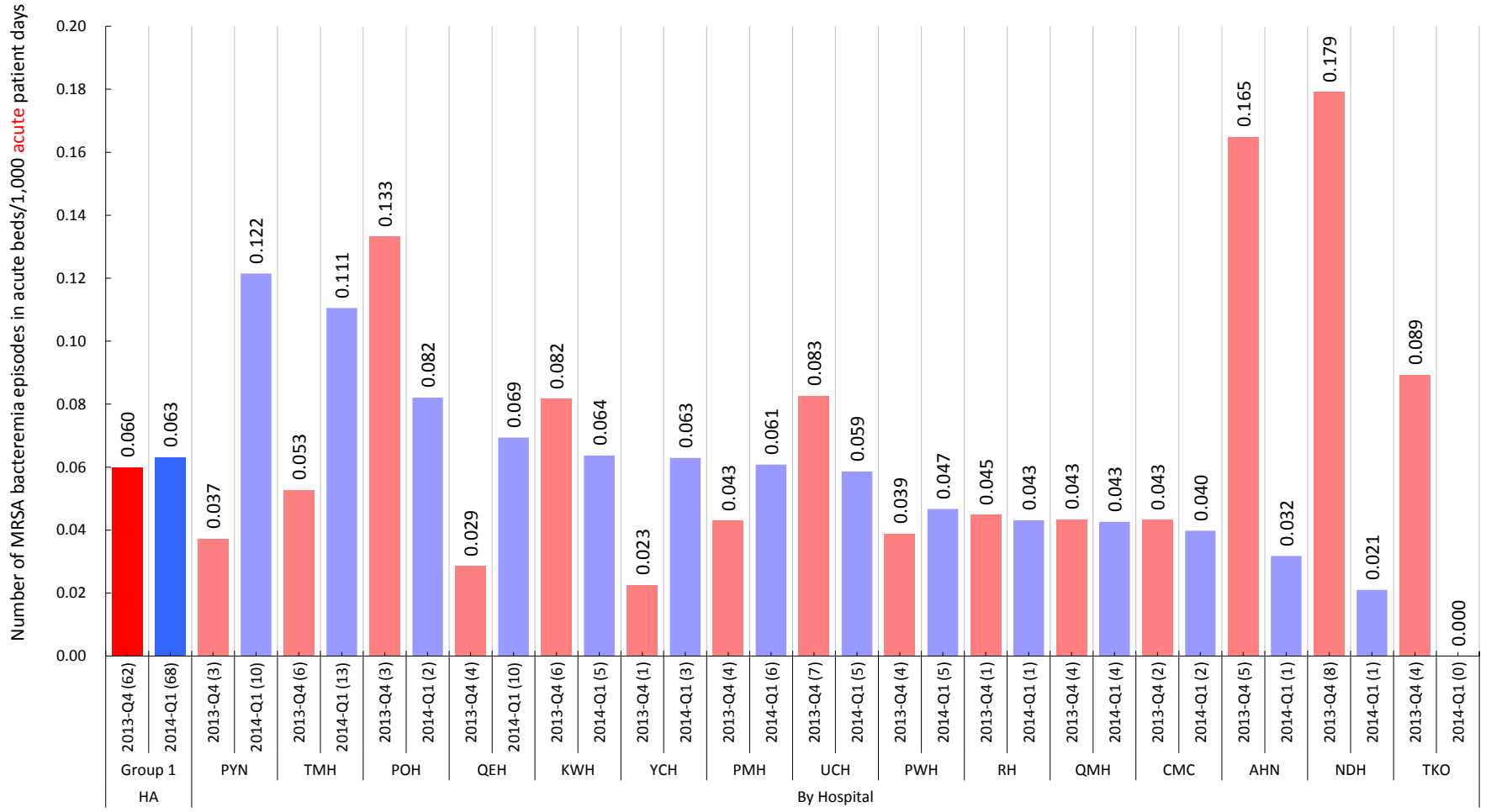
Remark: Hospitals ordered by rate in 2014-Q1 (descending), then by rate in 2013-Q4 (descending)

### **MRSA bacteremia in acute beds in HA group 1 hospitals since 2008**



Data source: MRSA Surveillance System(CDARS)

**MRSA bacteremia detected after 48 hours of admission in HA group 1 hospitals - 2013-Q4 & 2014-Q1**

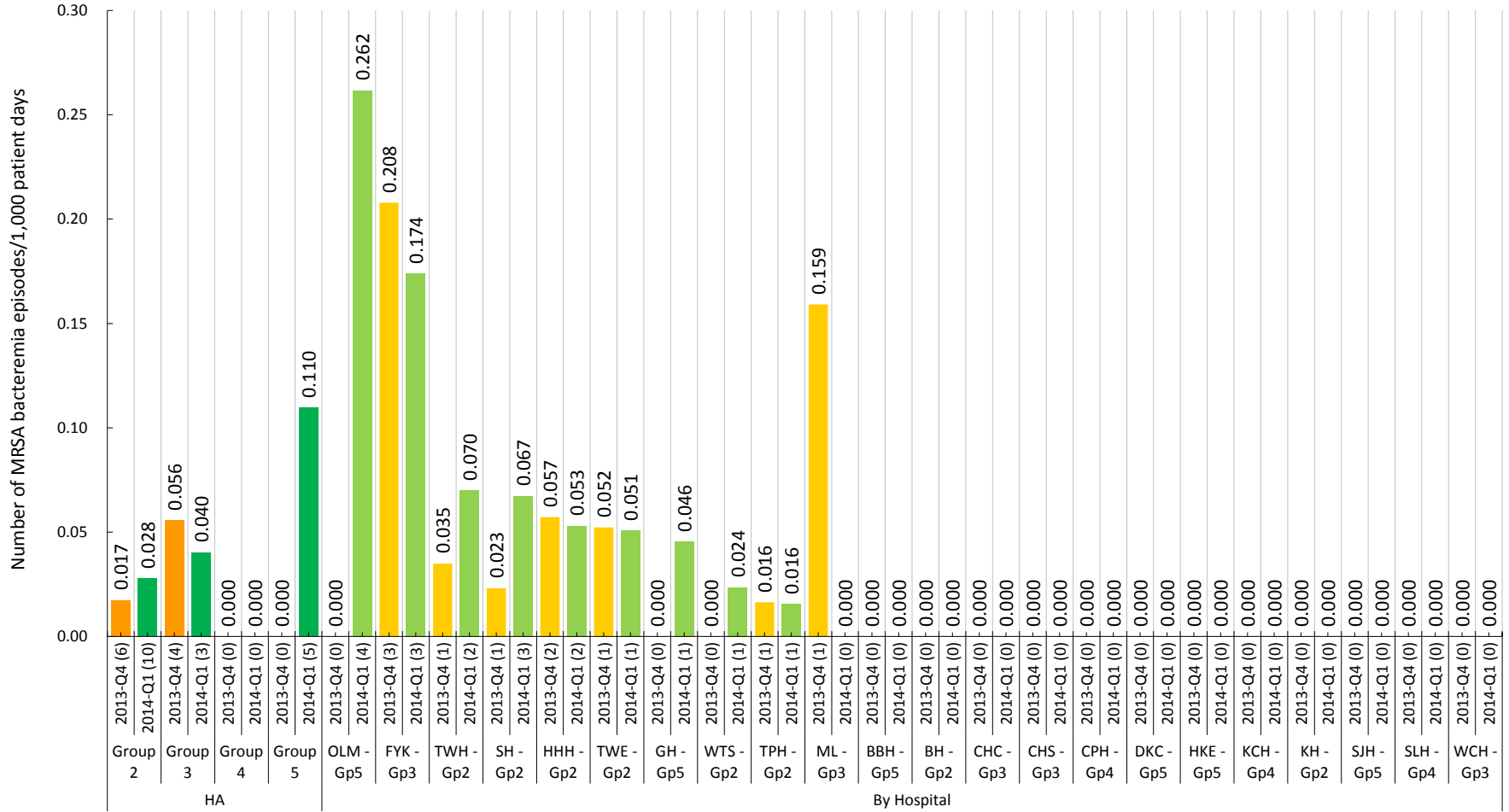


Hospitals - Quarter (Number of MRSA bacteremia episodes in acute beds)

Data source: MRSA Surveillance System (CDARS)

Remark: Hospitals ordered by rate in 2014-Q1 (descending), then by rate in 2013-Q4 (descending)

## MRSA bacteremia detected after 48 hours of admission in HA non-group 1 hospitals - 2013-Q4 & 2014-Q1

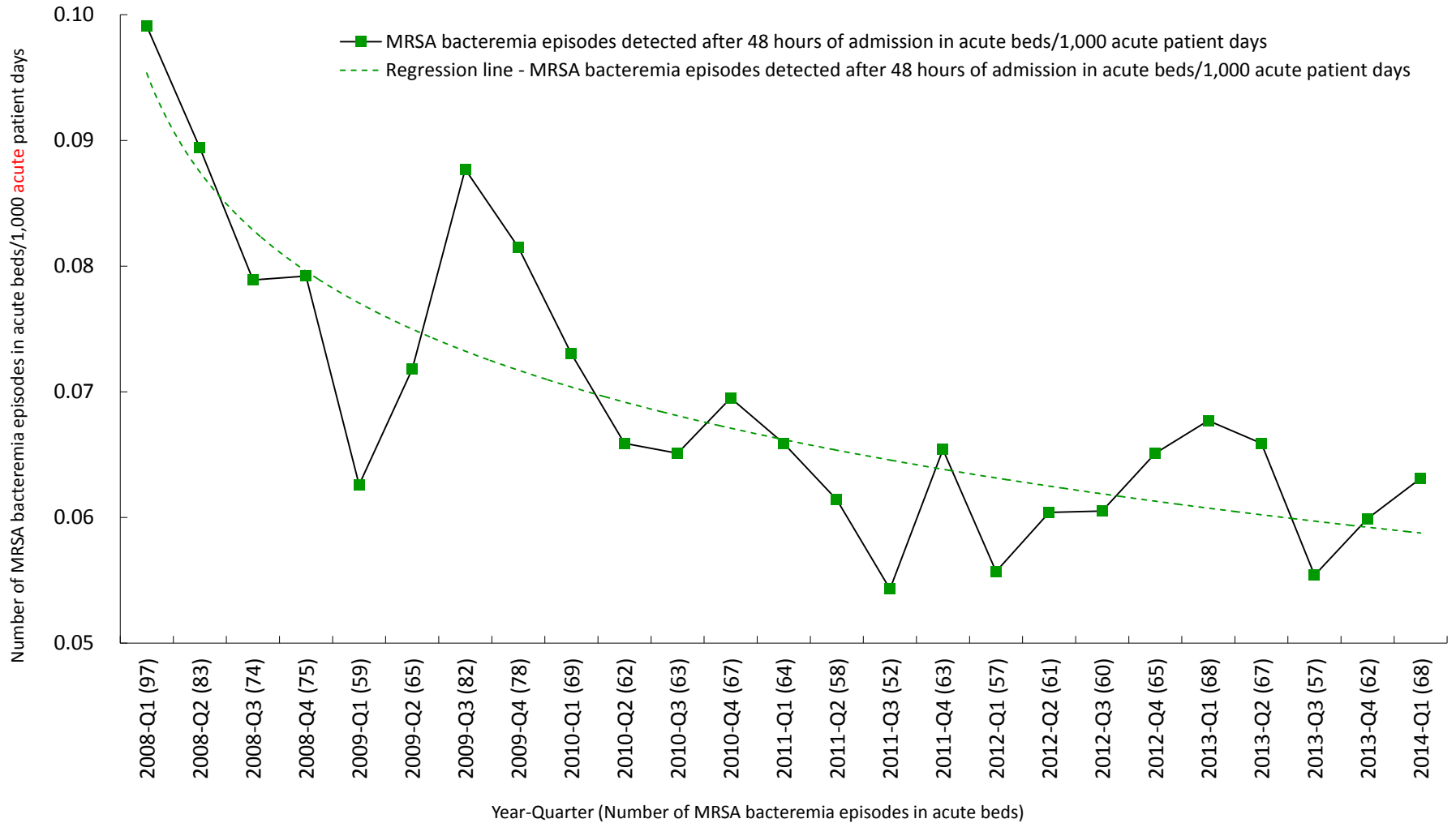


Hospitals - Quarter (Number of MRSA bacteremia episodes)

Data source: MRSA Surveillance System (CDARS)

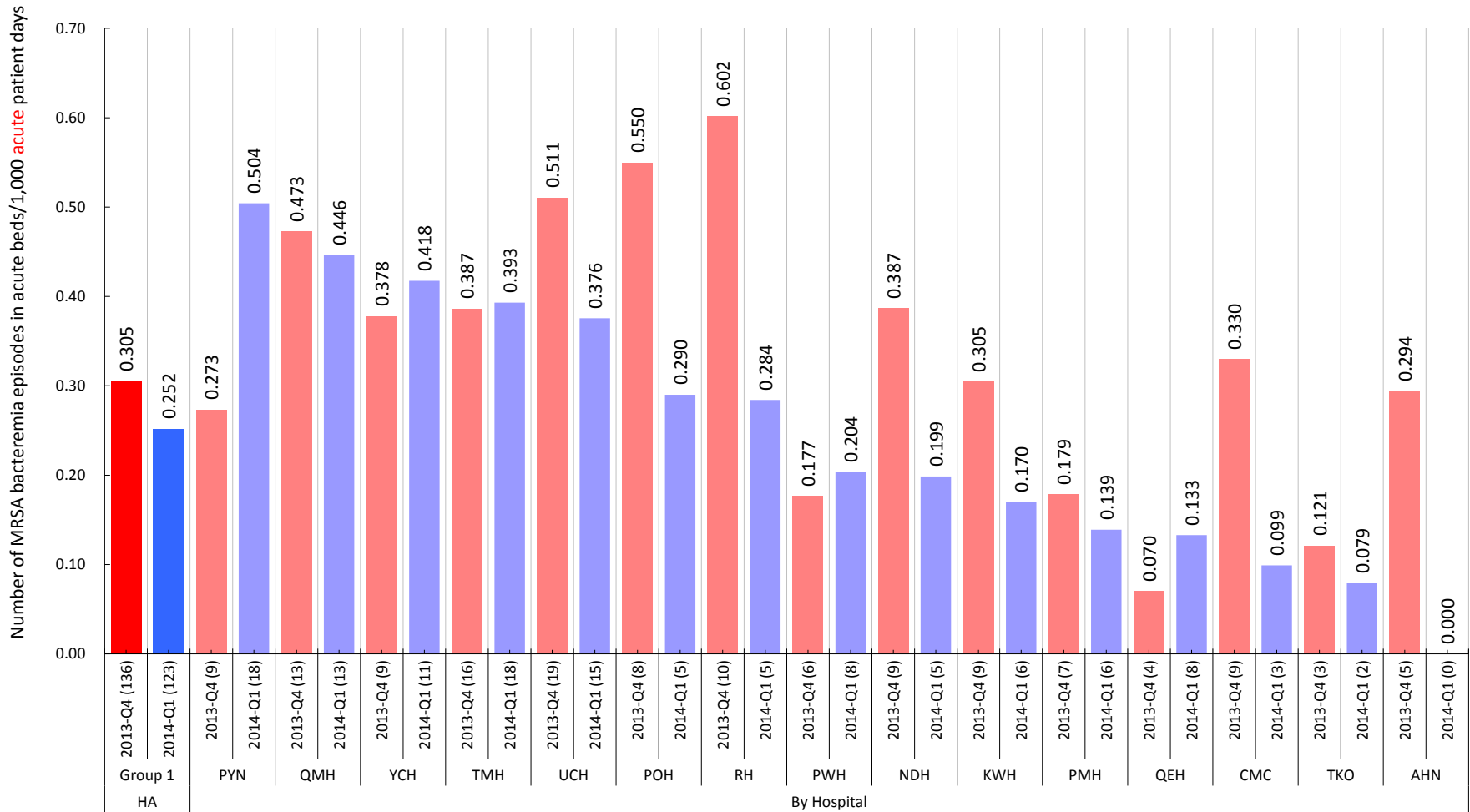
Remark: Hospitals ordered by rate in 2014-Q1 (descending), then by rate in 2013-Q4 (descending)

### MRSA bacteremia detected after 48 hours of admission in acute beds in HA group 1 hospitals since 2008



Data source: MRSA Surveillance System(CDARS)

## MRSA bacteremia in acute beds in HA group 1 hospitals - MED department - 2013-Q4 & 2014-Q1



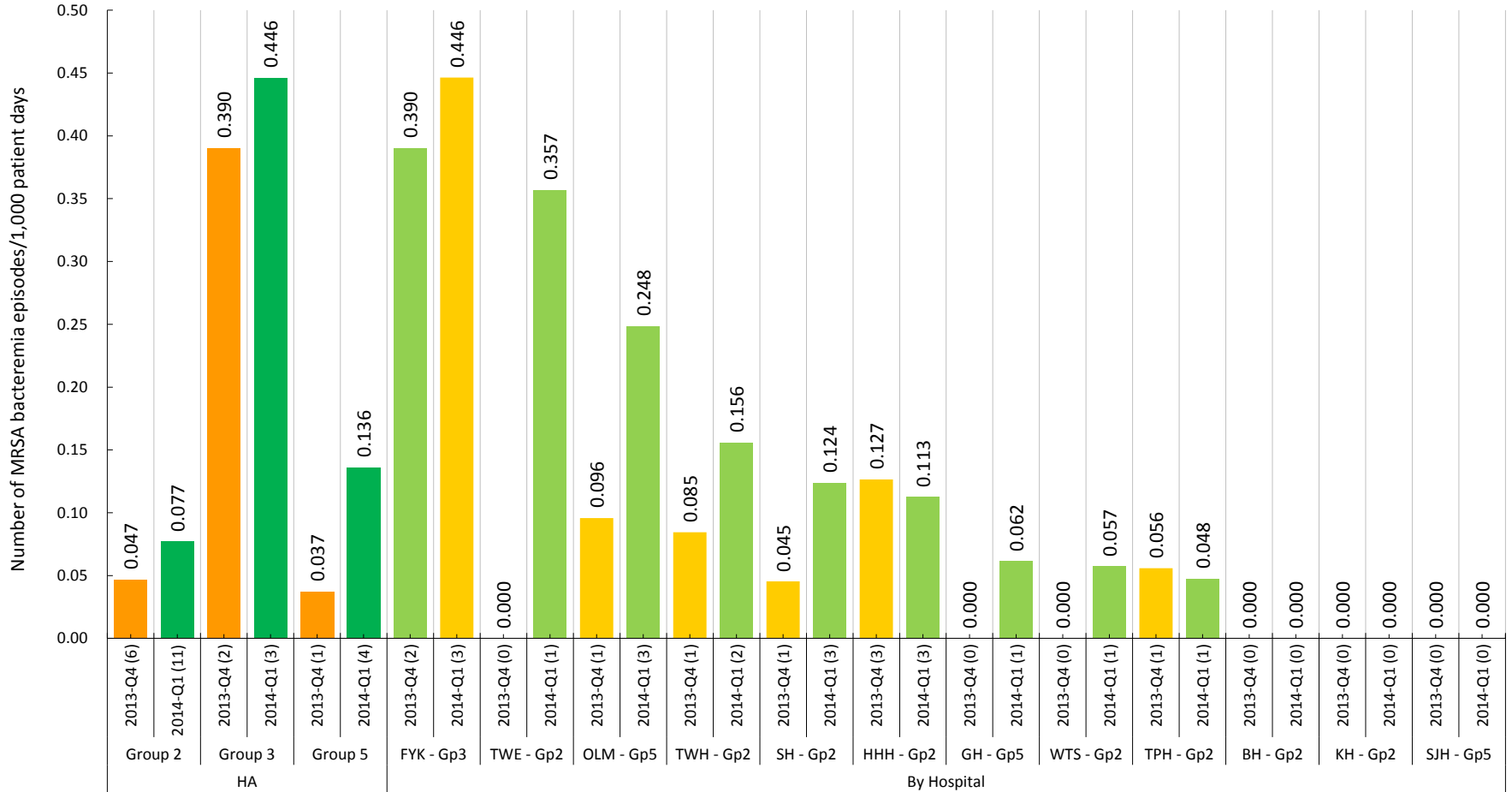
Hospitals - Quarter (Number of MRSA bacteremia episodes in acute beds)

Data source: MRSA Surveillance System (CDARS)

Remark: Hospitals ordered by rate in 2014-Q1 (descending), then by rate in 2013-Q4 (descending)



**MRSA bacteremia in HA non-group 1 hospitals - MED department - 2013-Q4 & 2014-Q1**

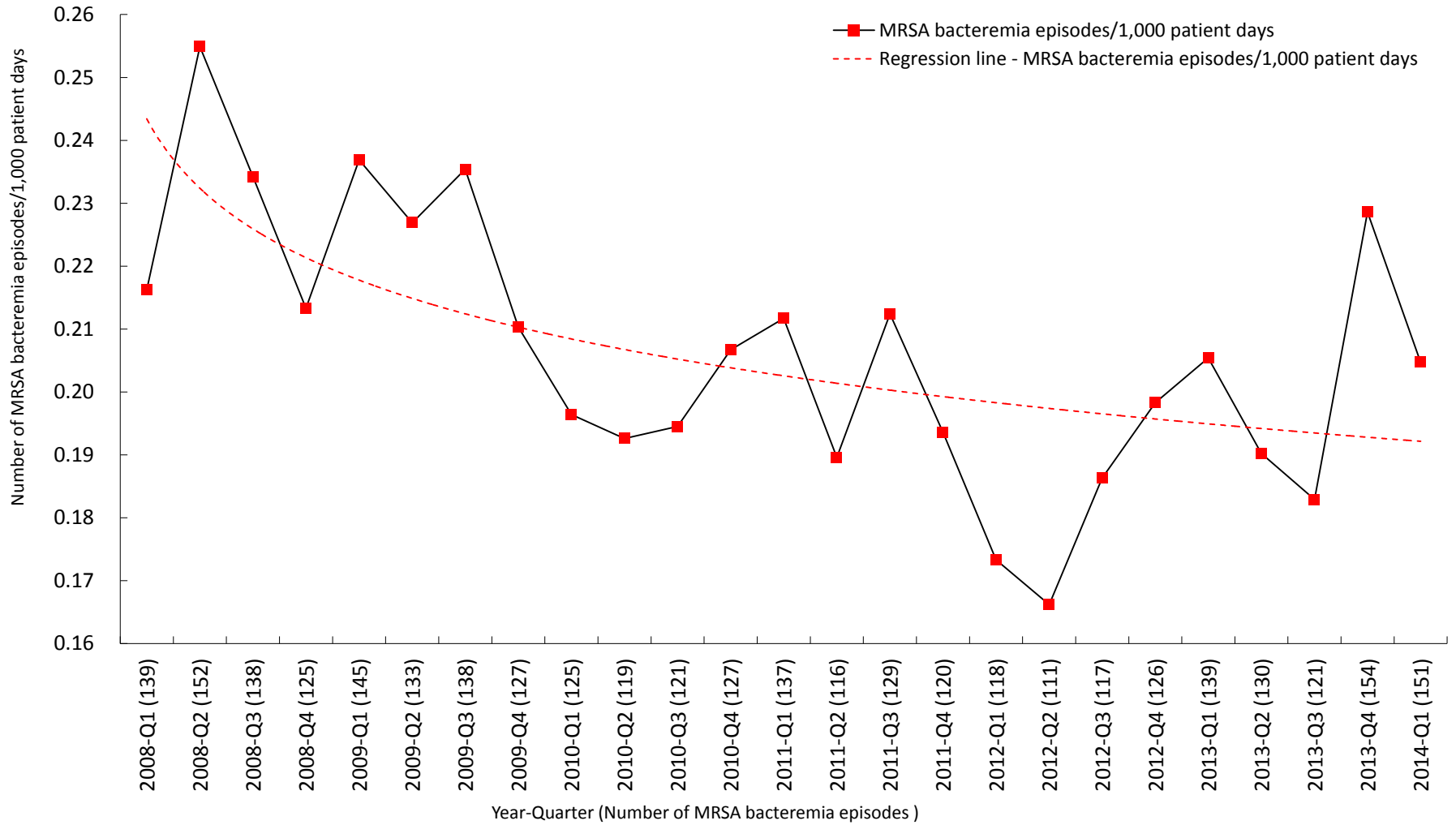


Hospitals - Quarter (Number of MRSA bacteremia episodes)

Data source: MRSA Surveillance System (CDARS)

Remark: Hospitals ordered by rate in 2014-Q1 (descending), then by rate in 2013-Q4 (descending)

### MRSA bacteremia in HA hospitals - MED department since 2008



Data source: MRSA Surveillance System(CDARS)

# Appendix I: Definition

- MRSA bacteremia is defined as isolation of MRSA from blood cultures;
- Duplicate positive cultures within a two-week period from the same patient should be regarded as a single episode.

# Appendix II: Hospital Code & Hospital Name

<b>HA Group 1 Hospitals</b>		<b>HA Non-group 1 Hospitals</b>	
<b>Hospital Code</b>	<b>Hospital Name</b>	<b>Hospital Code</b>	<b>Hospital Name</b>
AHN	Alice Ho Miu Ling Nethersole Hospital	BBH	Bradbury Hospice
CMC	Caritas Medical Centre	BH	Hong Kong Buddhist Hospital
KWH	Kwong Wah Hospital	CHC	Cheshire Home, Chung Hum Kok
NDH	North District Hospital	CHS	Cheshire Home, Shatin
PMH	Princess Margaret Hospital	CPH	Castle Peak Hospital
POH	Pok Oi Hospital	DKC	Duchess Of Kent Children's Hospital At Sandy Bay
PWH	Prince Of Wales Hospital	FYK	Tung Wah Group Of Hospitals-Fung Yiu King Hospital
PYN	Pamela Youde Nethersole Eastern Hospital	GH	Grantham Hospital
QEH	Queen Elizabeth Hospital	HHH	Haven Of Hope Hospital
QMH	Queen Mary Hospital	HKE	Hong Kong Eye Hospital
RH	Ruttonjee Hospital	KCH	Kwai Chung Hospital
TKO	Tseung Kwan O Hospital	KH	Kowloon Hospital
TMH	Tuen Mun Hospital	ML	Maclehose Medical Rehabilitation Centre
UCH	United Christian Hospital	OLM	Our Lady Of Maryknoll Hospital
YCH	Yan Chai Hospital	SH	Shatin Hospital
		SJH	St John Hospital
		SLH	Siu Lam Hospital
		TPH	Tai Po Hospital
		TWE	Tung Wah Eastern Hospital
		TWH	Tung Wah Hospital
		WCH	Wong Chuk Hang Hospital
		WTS	Twghs Wong Tai Sin Hospital

# Appendix III: Hospital Group & Description

<b>Hospital Group Code</b>	<b>Hospital Group Description</b>
1	General acute hospitals with 24 hour A&E services
2	Hospitals with a mix of acute and non-acute services
3	Non-acute or infirmary hospitals
4	Psychiatric hospitals
5	Acute hospitals of special nature