

Precautions

12. Unless the suppository is a laxative, try not to empty bowel for at least 1 hour after use.



13. Please consult your doctor if symptoms persist or worsen after using the medication.

What are the possible side effects?

The common side effects include mild rectal irritation or burning, diarrhoea, abdominal discomfort, etc.

If you notice any allergic reactions like skin itchiness, face or hand swelling, breathing difficulty, etc., consult your doctor immediately.

What if I miss a dose?

Use the missed dose as soon as you remember. Skip the missed dose if it is almost time for your next scheduled dose.

Do not double the dose.


How to store?

1. Keep out of reach of children.
2. Store in a cool, dry place and away from direct heat and light.
3. Refrigeration is not necessary unless otherwise specified on the label.



The information in this leaflet is compiled by the Hospital Authority (HA) for general educational purpose and reference only. Whilst efforts have been made to ensure accuracy, no guarantee can be provided as to the completeness, timeliness or usefulness of the information, or that the information is the most updated. HA cannot warrant that the information provided can meet your health or medical requirements. Always seek the advice of your doctor or pharmacist for any medical condition that you may have, rather than relying only on the information provided on this leaflet

Rectal Suppositories




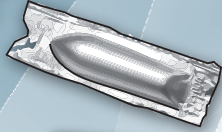
S/N: 041Ev5 (10/2024)

藥劑職系及服務統籌委員會
COC-Grade (Pharmaceutical Services)



What are Rectal Suppositories?

Rectal suppositories are drug preparations intended to be administered via rectum.


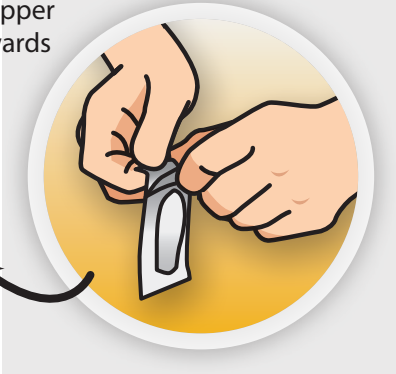


Indication

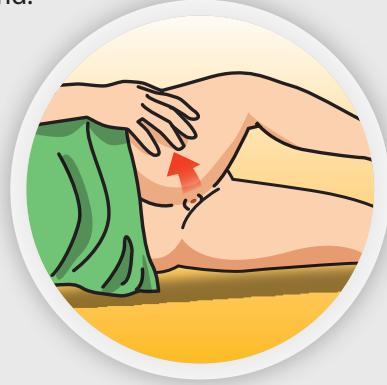
Rectal suppositories are commonly used for treating constipation or haemorrhoids. They can also be used when oral administration of the drug is not feasible.

How to use?

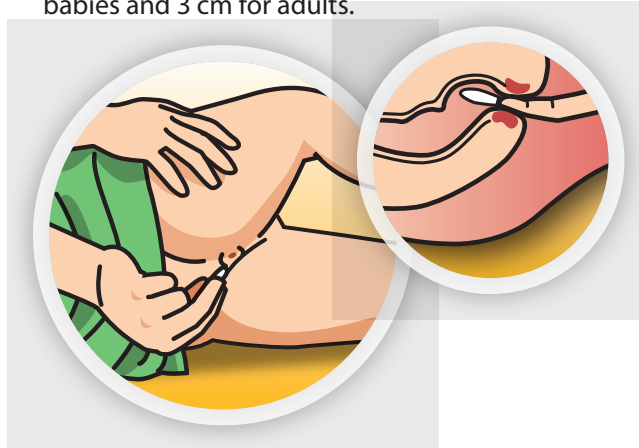
1. Wash your hands thoroughly.
2. Put on a finger cot or disposable glove.
3. Unwrap the suppository.
4. Lie on the side position with the lower leg stretched out straight and the upper leg bent upwards towards the stomach.



5. Expose the rectal area by lifting the buttock with one hand.



6. Use the other hand to insert the suppository through the anus with pointed end first. Push the suppository inwards for a depth of about 2 cm for babies and 3 cm for adults.



7. Hold the buttocks together for a few seconds and remain lying for about 5 to 15 minutes to prevent the suppository from coming out.
8. Dispose the finger cot or gloves and wash your hands thoroughly.



Ask your family members or someone to administer the suppository for you if necessary.

Precautions

1. For rectal use only. Not to be taken orally.
2. Use the medication as directed by your doctor.
3. If you have history of drug allergy, consult your doctor or pharmacist before using the medication.
4. Discard all medications that have expired or are no longer required.
5. Do not share the medication with other people.
6. Tell your doctor and pharmacist if you are pregnant, planning to become pregnant, or breastfeeding.
7. If the suppository is too soft to apply, place the wrapped suppository in cold water or refrigerate it for a while to make it suitably hard for easy use.
8. Some suppositories require refrigeration. Please allow the suppository to stand in room temperature for a while before use.
9. For easy administration, lubricate the suppository by using water-soluble lubricant or water before administration.
10. If you are instructed to administer only half of the suppository, cut it lengthwise and keep the remaining half for next dose.
11. You may feel the urge to force out the suppository. The urge should subside once the suppository melts, which should only take a few minutes.

