

How to use?

7. Clean the barrel and plunger thoroughly with water after use. Allow to air dry.



Precautions



1. Replace the oral syringe when the marking is not clear.
2. Consult healthcare professionals if further information on oral syringes is needed.
3. To prevent cross contamination, avoid sharing oral syringe with others.



The information in this leaflet is compiled by the Hospital Authority (HA) for general educational purpose and reference only. Whilst efforts have been made to ensure accuracy, no guarantee can be provided as to the completeness, timeliness or usefulness of the information, or that the information is the most updated. HA cannot warrant that the information provided can meet your health or medical requirements. Always seek the advice of your doctor or pharmacist for any medical condition that you may have, rather than relying only on the information provided on this leaflet

S/N: 036Ev5 (10/2024)

Oral Syringes



藥劑職系及服務統籌委員會
COC-Grade (Pharmaceutical Services)




醫院管理局
HOSPITAL
AUTHORITY



What are Oral Syringes?

Oral syringes are measuring devices used to accurately measure doses of liquid medication.

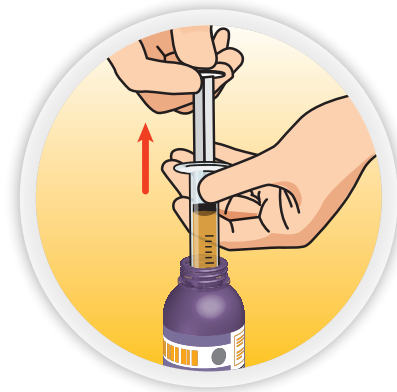


How to use?

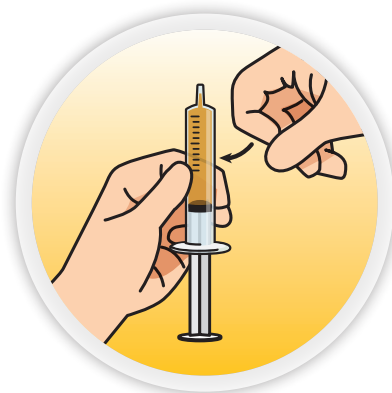
1. Wash your hands before use.
2. Insert the tip of the oral syringe into the liquid medication.



3. Pull the plunger to draw the exact amount of medication.



4. Expel air bubbles if there are any.



5. Place the oral syringe between the cheek and the gums of the patient.



6. Slowly push the plunger. Let the patient swallow the drug before continuing to push further. Do not administer the drug forcefully to the throat to avoid choking and suffocation.