

Precautions

7. Please consult your doctor if symptoms persist or worsen after using the medication.
8. Eye ointment in original tubes are sterile. Keep the eye ointment clean as far as possible after opening.
9. Do not wear contact lenses during the course of treatment.

What are the possible side effects?

Temporary blurring of vision or mild discomfort of the eye may occur. Before the condition recovers, avoid driving or operating machinery. If symptoms persist, consult your doctor or pharmacist.

If you notice any allergic reactions like skin itchiness, face or hand swelling, breathing difficulty, etc., consult your doctor immediately.

What if I miss a dose?

Use the missed dose as soon as you remember. Skip the missed dose if it is almost time for your next scheduled dose.

Do not double the dose.

How to store?

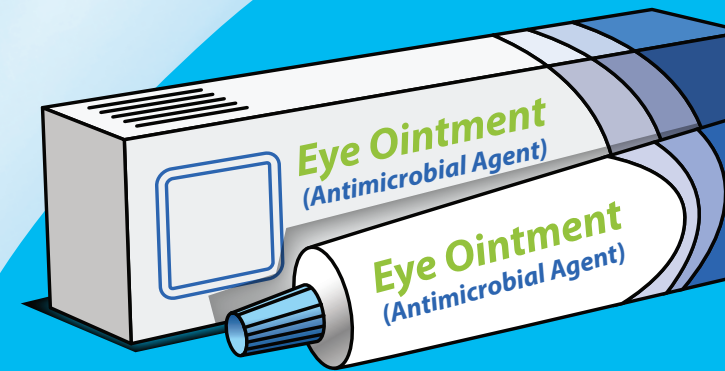
1. Keep out of reach of children.
2. Store in a cool, dry place and away from direct heat and light.
3. Refrigeration is unnecessary unless otherwise specified on the label.



The information in this leaflet is compiled by the Hospital Authority (HA) for general educational purpose and reference only. Whilst efforts have been made to ensure accuracy, no guarantee can be provided as to the completeness, timeliness or usefulness of the information, or that the information is the most updated. HA cannot warrant that the information provided can meet your health or medical requirements. Always seek the advice of your doctor or pharmacist for any medical condition that you may have, rather than relying only on the information provided on this leaflet

S/N: 028Ev5 (10/2024)

Eye Ointment



藥劑職系及服務統籌委員會
COC-Grade (Pharmaceutical Services)

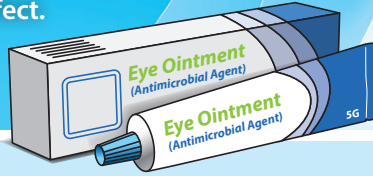


醫院管理局
HOSPITAL
AUTHORITY



What is Eye Ointment?

Eye ointment is a topical preparation which is applied onto the eyes to produce a local effect.



Indication

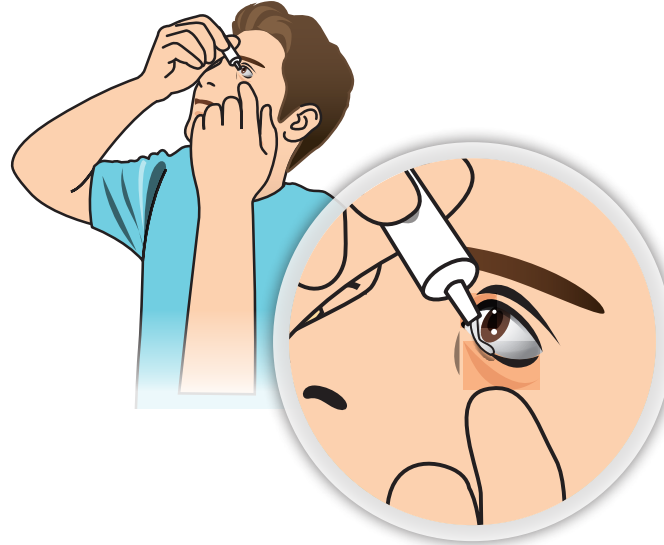
Eye ointment is used for the relief of eye discomfort or for the treatment of dry eyes or infection, etc.

How to use?

1. Wash your hands thoroughly.
2. If you are wearing contact lenses, remove them before using eye ointment.
3. Remove the cap carefully without touching the tip of the tube.
4. Tilt your head backward or lie on a bed. Look upward and gently pull down your lower eyelid to form a pocket.



5. Apply 4 to 5 mm of the eye ointment (about the size of a grain of rice) into the pocket. Do not let the tip touch your eye, eyelashes or anything else to avoid eye injury and to keep it clean.



6. Close your eyes and roll your eyeball so that the ointment is spread evenly on the eye surface. Wipe away any excess ointment around the eye with a clean tissue.



7. Re-cap the tube immediately after use. Do not clean the tip of the tube.
8. If you need to apply both the eye drop and ointment to the same eye, you should apply the eye drop first. Then use the eye ointment as directed or wait for 5 to 15 minutes before using the eye ointment.
9. If you need to apply more than one type of eye ointment to the same eye, use as directed or wait for 10 – 15 minutes.



Ask your family members or someone to apply the eye ointment for you if necessary.

Precautions

1. For use in eyes only.
2. Use the medication as directed by your doctor.
3. If you have history of drug allergy, consult your doctor or pharmacist before using the medication.
4. After opening, the eye ointment should be discarded after the expiry date as indicated on the drug label. Discard all medications that have expired or are no longer required.
5. Do not share the medication with other people.
6. Tell your doctor and pharmacist if you are pregnant, planning to become pregnant, or breastfeeding.